

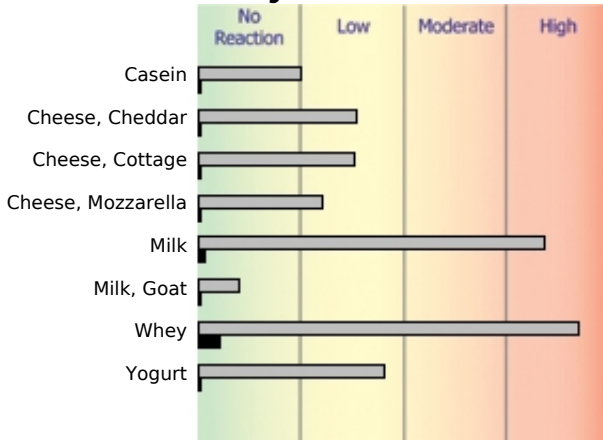
Physician:
Patient:
Accession #:
Age:
Sex: F
Collected: 2008-04-14 **Received:** 2008-04-15 **Completed:** 2008-04-23

IgG 
 IgE 

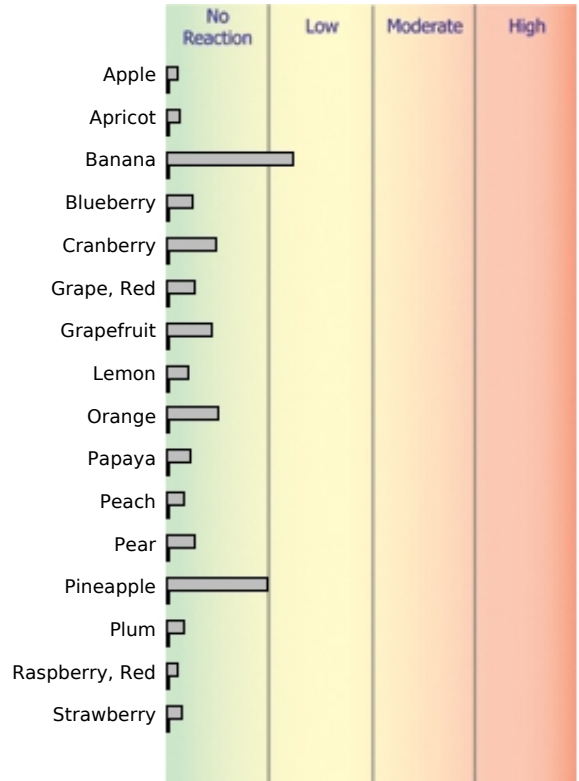
CLIA #: 50D0965661 © US BioTek Laboratories

Dairy

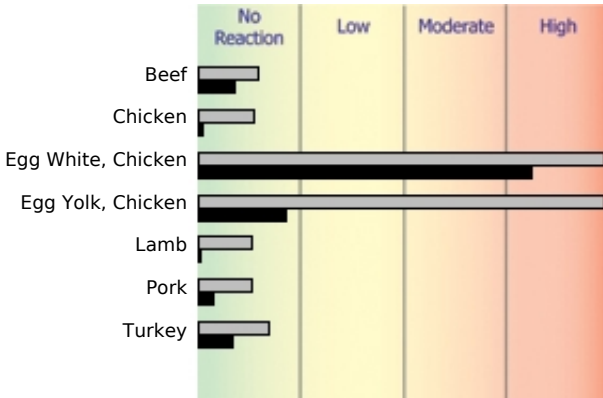
Bovine-derived unless specified



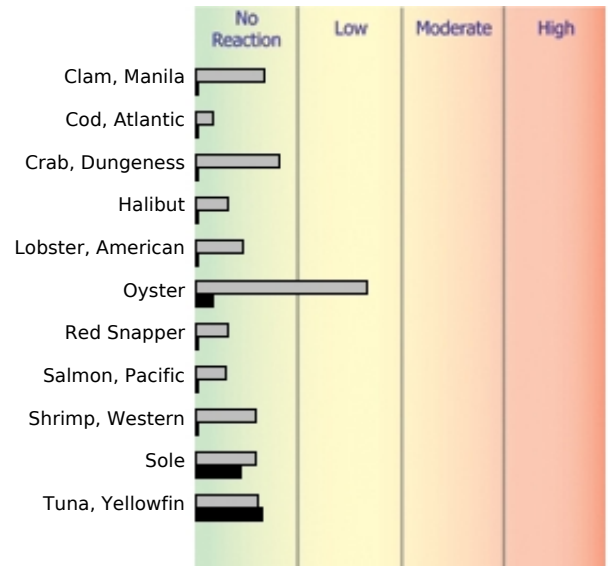
Fruits



Meat/Fowl



Fish/Crustacea/Mollusk



Misc



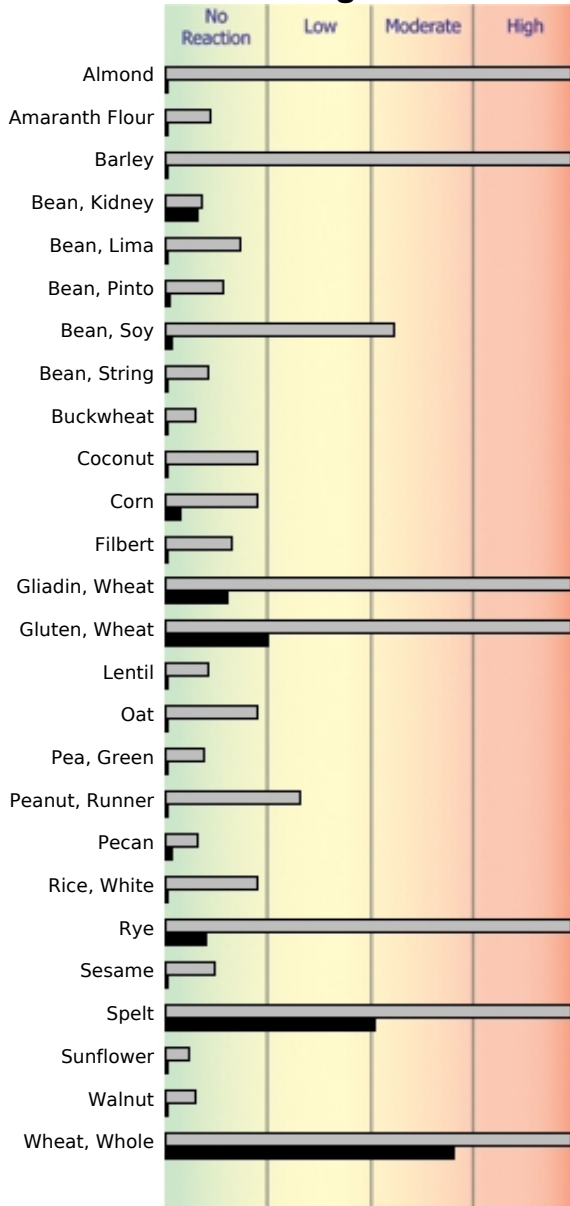
This test does not identify anaphylaxis. Low allergen-IgE cannot justify secondary exposure to food suspect of inducing anaphylaxis as it may prove fatal. This test is not intended to diagnose, treat, cure, or prevent any disease or replace the medical advice and/or treatment obtained from a qualified healthcare practitioner. US BioTek's proprietary ELISA analysis is a semi-quantitative assessment for specific Total IgG (subclasses 1, 2, 3, 4) and IgE antibodies. The classification of No Reaction to High denotes the level of IgG and/or IgE antibodies detected through spectrophotometric analysis. US BioTek Laboratories has developed and determined the performance characteristics of this test. This test has not been evaluated by the U.S. Food and Drug Administration. IgG antibodies may be associated with Delayed-Onset Hypersensitivity Reactions. IgE antibodies may be associated with Immediate-Onset Hypersensitivity Reactions. The antigens in this panel are subject to changes without prior notice.

Physician:
Patient:
Accession #:
Age:
Sex: F
Collected: 2008-04-14 Received: 2008-04-15 Completed: 2008-04-23


IgG 
IgE 

CLIA #: 50D0965661 © US BioTek Laboratories

Grains/Legumes/Nuts



Vegetables



This test does not identify anaphylaxis. Low allergen-IgE cannot justify secondary exposure to food suspect of inducing anaphylaxis as it may prove fatal. This test is not intended to diagnose, treat, cure, or prevent any disease or replace the medical advice and/or treatment obtained from a qualified healthcare practitioner. US BioTek's proprietary ELISA analysis is a semi-quantitative assessment for specific Total IgG (subclasses 1, 2, 3, 4) and IgE antibodies. The classification of No Reaction to High denotes the level of IgG and/or IgE antibodies detected through spectrophotometric analysis. US BioTek Laboratories has developed and determined the performance characteristics of this test. This test has not been evaluated by the U.S. Food and Drug Administration. IgG antibodies may be associated with Delayed-Onset Hypersensitivity Reactions. IgE antibodies may be associated with Immediate-Onset Hypersensitivity Reactions. The antigens in this panel are subject to changes without prior notice.